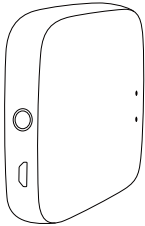




Instruction Manual Bluetooth MESH(SIG) Gateway



English



- Bitte scannen Sie den QR-Code, um das deutsche Handbuch, das Installationsvideo und die Funktionseinführung zu erhalten
- Escanee el código QR para obtener el manual en español, la video d'instalación y la introducción de la función
- Veuillez scanner le code QR pour obtenir le manuel en français, la vidéo d'installation et l'introduction des fonctions
- Отсканируйте QR-код, чтобы получить руководство на русском языке, видео по установке и описание функций
- Leia o código QR para obter o manual em português, o video de instalação e a introdução das funções



请扫描二维码获取中文说明书、安装视频及功能介绍

Product Description

Bluetooth MESH (SIG) gateway is composed of highly integrated wireless WIFI module, Low energy wireless bluetooth module and main board. Through the Tuya Smart APP, users can implement device addition, device reset, third-party control, and Bluetooth (single point & mesh) group control to meet smart home and other applications.

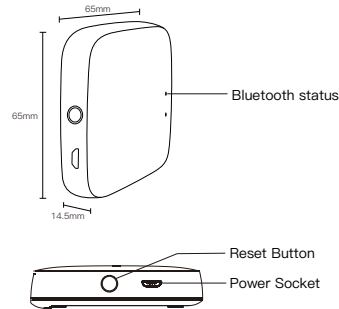
Specifications

Physical features	
Size	65*65*14.5mm
Net weight	29g
Status LED indicator	2 LED
Button	1 (reset)
Power	Micro USB DC5V
Working current	<1A
Adaptor output	5V 1A
Working temperature	-10~55°C
Working humidity	10%~90%RH (non-condensing)
Storage temperature	-20~60°C
Storage humidity	5%~90%RH (non-condensing)
Hardware interface	1 Micro-USB

Wireless technology		WiFi 802.11 b/g/n
Antenna type		Bluetooth single point & Mesh
Built-in onboard antenna		
RF characteristics		
		Bluetooth single point&Mesh
Wireless frequency	2.400~2.4835 GHz	2.400~2.4835 GHz
Network standard	WiFi 802.11 b/g/n	Bluetooth single point&Mesh
Transmission power	21dBm	7dBm
Channel	CH1-CH11	CH10-CH39 channel 2402MHz;2404MHz; 2406MHz;2408MHz; 2410MHz;2480MHz; one channel is added every 2MHz.
Transmission speed	11b;1.2,5.5,11 (Mbps) 11g;6.9,12,18,24, 36,48,54(Mbps) 11n;HT20 MCS0-7 11n;HT40 MCS0-7	1Mbps (BLE 4.2) 2Mbps (BLE5.0)
Network performance		
Wireless encryption	AES 128bit encryption	
	WPA-PSK/WPA2-PSK, WPA/WPA2 security Mechanism	
Network management	long distance App configuration	
	WiFi module firmware upgrade	
		bluetooth module firmware upgrade

Packing list

- Bluetooth MESH (SIG) gateway x1
- Power cable x1
- User manual x1



Status indicator and reset

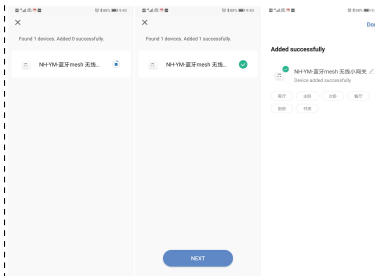
Blue: bluetooth status

- Flashing means to be connected and allowed to connect to the network
- keep "on" for a long time, which means device is activated
- keep "off" for a long time, which means device is not activated

Reset method: Press and hold the button for 5 seconds and see the blue indicator flashing several times, which means the reset is successful.



- Select 2.4GHz Wi-Fi network and enter password. Please confirm the blue indication is flashing for normal pairing.
- The connection will take about 30~120 seconds, depending on your network condition
- Once the device has been added successfully, you will be able to find the device on "My Home" page



SERVICE

1. During the free warranty period, if the product breaks down during normal use, we will offer free maintenance for the product.
2. Natural disasters/man-made equipment failures, disassembly and repair without the permission of our company, no warranty card, products beyond the free warranty period, etc., are not within the scope of free warranty
3. Any commitment (oral or written) made by the third party (including the dealer/service provider) to the user beyond the warranty scope shall be executed by the third party
4. Please keep this warranty card to ensure your rights
5. Our company may update or change the products without notice. Please refer to the official website.

RECYCLING INFORMATION

All products marked with the symbol for separate collection of waste electrical and electronic equipment (WEEE Directive 2012/19 / EU) must be disposed of separately from unsorted municipal waste. To protect your health and the environment, this equipment must be disposed of at designated collection points for electrical and electronic equipment designated by the government or local authorities. Correct disposal and recycling will help prevent potential negative consequences for the environment and human health. To find out where these collection points are and how they work, contact the installer or your local authority.



WARRANTY CARD

Product Information			
Product Name			
Product Type			
Purchase date			
Warranty Period			
Dealer Information			
Customer's Name			
Customer Phone			
Customer Address			

Maintenance Records

Failure date	Cause Of issue	Fault Content	Principal